





## © Quick Tip: Fine Lines



Candle-bent Fine Line stringers bring a lean line quality to this Mid-Century inspired design.



### Bend the Stringer

Holding the stringer with thumbs and forefingers, place the spot you want to bend in the tip of a candle flame (tea lights work well). Apply a light pressure until you feel the glass soften. Lift the stringer out of the flame to cool and set the angle. Keep the stringer relatively flat as you move on to the next bend. Carbon will burn off in the kiln, so there's no need to clean.

**Safety tips:** Wear eye protection—stringers can snap. Allow the bent area to cool before touching.

### Make a Part Sheet

Arrange the bent stringers on a 7.5" (190 mm) square of 3 mm Clear. Trim the ends to fit on the sheet, although they don't need to be perfect. Centering the design will make trimming the part sheet simpler. You can also break off sections and use them to carry the line work to the edge of the sheet. When you're satisfied with the design, fire the part sheet following the schedule below.

**Design suggestions:** Mix and match different colored stringers. Play with density of pattern and negative space.

### Part Sheet Firing Schedule

Rate	Temperature	Hold
300°F (167°C)	1000°F (538°C)	:20
600°F (333°C)	1460°F (793°C)	:10
AFAP	900°F (482°C)	1:00
100°F (56°C)	700°F (371°C)	:00
AFAP	70°F (21°C)	:00

### Compose, Fire, and Slump

The fired part sheet will be smooth enough to score on either side. Trim it to a 6" (152 mm) square, then clean it and place the stringer side against the kiln shelf. Cap with a 6" square of Opaline and fire to a full fuse. Finally, flip the shelf side up for a slump firing in a Square Slumper mold (8996).

### Materials

#### SHEET

Clear (001101-0030-F) or Tekta Clear (001100-0380-F), Opaline (000403-0030-F)

#### FINE LINE STRINGER

Stiff Black (000101-0507)  
Red (000124-0507)  
Deep Cobalt Blue (000147-0507)  
Sunflower Yellow (000220-0507)  
Cranberry Pink (001311-0507)

#### MOLD

Square Slumper B (8996)